




U-Rocks

Uranium Specimens & Scientific Samples

AUTUNITE
Daylight



AUTUNITE
Under UV Light

URANIUM COLLECTING GUIDE

SCIENCE. HISTORY. NATURAL BRILLIANCE.

This guide provides best practices for collecting, handling, and curating natural uranium minerals responsibly. U-Rocks specimens are for educational and scientific research purposes only.

THE GEOLOGICAL JOURNEY OF URANIUM



WEATHERING

Uranium is released from primary rocks through natural weathering and oxidation.



LEACHING

Meteoric waters leach and transport uranium in solution through permeable rock layers.



TRANSPORT

Uranium-bearing waters move through aquifers and interact with host sediments.



CONCENTRATION (ROLL-FRONT DEPOSITS)

Chemical and physical changes cause uranium to precipitate, forming rich roll-front deposits in sedimentary layers.




OXIDATION ZONE

Near-surface oxidation creates vibrant secondary minerals like Autunite and Torbernite, often fluorescent.

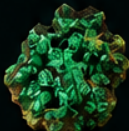
WHAT TO COLLECT

Focus on well-documented minerals from historic uranium localities with verifiable provenance.



AUTUNITE

Hydrated calcium uranium phosphate. Vibrant yellow to green. Strong fluorescence.



TORBERNITE

Copper uranium phosphate. Bright green. Commonly fluorescent.




URANINITE

Uranium oxide. Dense, metallic luster. Primary uranium ore mineral.



CARNOTITE

Potassium uranium vanadate. Yellow to orange. Often in sandstones and shales.



BRANNERITE

Uranium titanate. Brown to green crystals. Found in granites and pegmatites.



PROVENANCE MATTERS

Specimens with precise locality, mine name, and collection history have greater scientific value and long-term significance.



SAFETY FIRST

U-ROCKS specimens contain Naturally Occurring Radioactive Material (NORM). Safety is our paramount objective.



STORE SAFELY

Use lead-lined containers or specialized cabinets. Keep specimens in a well-ventilated area away from living spaces.



HANDLE MINIMALLY

Handle specimens as little as necessary. Always use gloves. Do not break, grind, or polish specimens.



VENTILATION

Ensure adequate airflow to help manage radon levels and maintain a safe collecting environment.



EDUCATIONAL USE ONLY

Specimens are for educational and scientific research purposes only. Not for medical or industrial use.



MONITOR YOUR COLLECTION

Regular monitoring helps you understand your specimens and maintain a safe collection environment.



RADIACODE
KNOWLEDGE • SAFETY • CONTROL

- ✓ Use calibrated Geiger counters or spectrometers like the Radiacode series.
- ✓ Track radiation levels and ensure proper containment.
- ✓ Keep records of readings and specimens.



ENVIRONMENTAL CARE

Proper conditions preserve mineral beauty and structural integrity for generations.



Keep in a dry environment. Avoid high humidity.



Avoid direct sunlight and UV exposure.



Store at stable temperatures. Avoid extreme heat or cold.



Use inert display materials and quality specimen cases.



PRESERVE NATURAL BEAUTY

Secondary minerals like Autunite can dehydrate and fade if exposed to moisture or harsh light.



ETHICAL COLLECTING

Be a responsible steward of natural history.

- ✓ Follow all local, state, and national laws and collecting regulations.
- ✓ Respect private property and protected lands.
- ✓ Collect responsibly and leave no trace.
- ✓ Support ethical dealers and transparent provenance.
- ✓ Share knowledge and promote safe, responsible collecting.



SCIENCE. HISTORY. BEAUTY.

Each specimen is a piece of Earth's story—and a window into the forces that shape our universe.



COLLECT WITH KNOWLEDGE. CURATE WITH CARE. PRESERVE FOR THE FUTURE.



EDUCATION



SAFETY



SCIENCE



RESPONSIBILITY

U-ROCKS.COM